

Phase 2
Proposed Project Overview

Major Projects

Nashua Facility Replacement
Maple Park System Updates
New Elementary Facility in the OP Feeder
West Englewood Partial Replacement and Renovation

Timeline


3 Phase Approach
2024 Bond Issue
Timeline TBD

Required Funds

\$80 Million

Allocation

	Major Projects	Deferred Maintenance	Playground Upgrades	Totals
Phase 2.a	\$24,100,000	\$2,475,000	\$725,000	\$27,300,000
Phase 2.b	\$21,250,000	\$5,000,000	\$450,000	\$26,700,000
Phase 2.c	\$16,000,000	\$5,000,000	\$0	\$21,000,000
Subtotals	\$61,350,000	\$12,475,000	\$1,175,000	\$75,000,000
		Bond Contingency		\$5,000,000
		Phase 2 Bond Total		\$80,000,000



Phase 2 - Major Projects and Upgrades

Feeder/School

Recommendation


Primary Impact

Allocated Budget


Phase 2.a

Staley Feeder	 Nashua Elementary	1) Facility Replacement	Facility Upgrades/ Equity/Reduce Overcrowding	\$21.25 Million
----------------------	---	-------------------------	---	-----------------

Phase 2.a

Tonka Feeder	 Maple Park Middle School	1) Systems Upgrades	Facility Upgrades	\$2.85 Million
---------------------	--	---------------------	-------------------	----------------

Phase 2.b

Oak Park Feeder	 New Elementary School	1) New Facility (4-Section)	Reduce Overcrowding	\$21.25 Million
------------------------	---	-----------------------------	------------------------	-----------------








Phase 2.c

NKC Feeder	 West Englewood Elementary	1) Partial Building Replacement and Renovation	Reduce Overcrowding/ Upgrade Facility	\$16.0 Million
-------------------	--	---	---	----------------

Phase 2 Major Projects and Upgrades Total \$61.350 Million











Phase 2.a - Deferred Maintenance and Playground Upgrades

Feeder/School	Deferred Maintenance							Playgrounds	
	Roof Upgrades	ADA Upgrades	Site Improvements		Building Systems		Total Allowance		
			Parking/Traffic	Infrastructure	M/E/P	Life Safety			
 Crestview						\$600,000		\$600,000	
 Gracemor						\$75,000	\$225,000	\$300,000	
 Clardy						\$50,000	\$175,000	\$225,000	\$425,000
 Gashland						\$75,000	\$75,000	\$150,000	
 Oakwood Manor								\$0	\$300,000
 Fox Hill						\$275,000		\$275,000	
 Jacobs Center							\$100,000	\$100,000	
	Security Upgrades (Allowance)							\$250,000	
	Infrastructure Upgrades (Allowance)							\$200,000	
	Interior Finishes (Allowance)							\$325,000	
	Total							\$2,475,000	\$725,000



Phase 2.b - Deferred Maintenance and Playground Upgrades

Feeder/School		Deferred Maintenance							Playgrounds	
		Roof Upgrades	ADA Upgrades	Site Improvements		Building Systems		Total Allowance		
				Parking/Traffic	Infrastructure	M/E/P	Life Safety			
NKC	 Chouteau						\$225,000	\$100,000	\$325,000	
	 Northgate						\$750,000	\$250,000	\$1,000,000	
Tonka	 Ravenwood		\$25,000	\$125,000				\$150,000	\$300,000	
Oak Park	 Antioch						\$1,200,000		\$1,200,000	
	 Chapel Hill						\$450,000		\$450,000	
Staley	 Bell Prairie						\$300,000	\$200,000	\$500,000	
District	 Golden Oaks							\$75,000	\$75,000	\$450,000
	 Maintenance Bldg	\$400,000							\$400,000	
		Security Upgrades (Allowance)							\$250,000	
		Infrastructure Upgrades (Allowance)							\$200,000	
		Interior Finishes (Allowance)							\$300,000	
		Total							\$5,000,000	\$450,000

